

# axlink 232/422/485 interface



The AXB-232++ AXLink Bus Controller extends RS-232, RS-422, or RS-485 control to remote sources over the four-wire AXLink data/power bus.

The AXB-232++ offers fast onboard processing, enhanced Access programming capability, non-volatile battery-backed memory, and excellent data buffering.

Onboard processing and memory allow the controller to take on complex tasks by itself, reducing the processing burden for the Master program. For example, the Master program can use simplified commands for generic video switcher or codec control, while a modular driver program in the AXB-232++ handles control for specific makes and models.



# axlink 232/422/485 interface

## AXB-232++ (FG5761-10)

- Supports RS-232, RS-422, and RS-485 control protocols.
- Switches from RS-232/422/485 modes using internal jumper settings.
- Supports XON/XOFF software and hardware handshaking (CTS/RTS).
- Onboard 32-bit processor and 400 K non-volatile memory run Axxess programs independent of Master program.
- Operates up to 3,000 feet via the four-wire AXlink data/power bus.
- Provides LED indicators for AXlink and data communication status.
- Asynchronous Data Standards:
  - Baud rates: 300, 600, 1200, 2400, 4800, 9600, 19200 and 38400.
- 56400 and 115200 are also supported (via Send Commands).
- - Data bits: 7, 8, and 9
  - Stop bits: 1 and 2
  - Parity: None, Odd, Even, Mark and Space
- Onboard 32-bit processor and 384K (of non-volatile memory) run Axxess programs independent of the control system.

## POWER

- 160 mA @ 12 VDC

## DIMENSIONS (HWD)

- 1.51" x 5.55" x 5.45" (3.84 cm x 14.10 cm x 13.84 cm)

## ENCLOSURE

- Metal with black matte finish

## INPUT BUFFER

- 1 KB

## OUTPUT BUFFER (AXLINK)

- 1 KB

## INCLUDED ACCESSORIES

- AXlink connector (4-pin female)
- Phoenix connector (8-pin male)

## OPTIONAL ACCESSORIES

- CC-232 Control Cable
- AC-RK Accessory Rack Kit
- 800 mA - 12 VDC power supply

## WEIGHT

- 1.1 lbs. (498.95 g)

## FRONT PANEL

### DIP SWITCH

- Device SIP Switch: 8-position DIP switch used to set the device number for the AXB-232++.
- RS232/422 DIP Switch: 8-position DIP switch used to set the communication parameters for the RS-232/422 device.

### LEDS

- AXlink: Green LED lights to indicate that the AXB-232++ is operational and interfacing with the Central Controller (when blinking once per second).
- RX LED: Red LED lights to indicate the AXB-232++ is receiving RS-232, RS-422, or RS-485 data.
- TX LED: Red LED lights to indicate the AXB-232++ is sending RS-232, RS-422, or RS-485 data.

## REAR PANEL

### HARDWARE HANDSHAKING

#### CONNECTOR

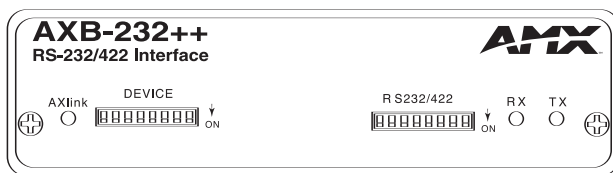
- 4-pin (male) RTS/CTS data connector that can be wired for hardware handshaking if called for by the controlled device.

#### RS232/422 CONNECTOR

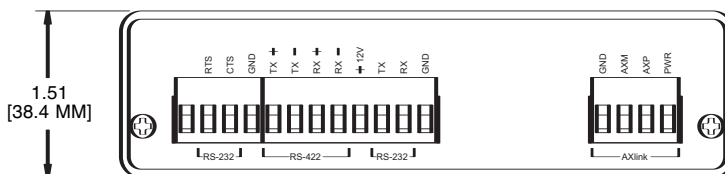
- 8-pin (male) captive-wire connector wired for RS-422/232 data control.

#### AXLINK CONNECTOR

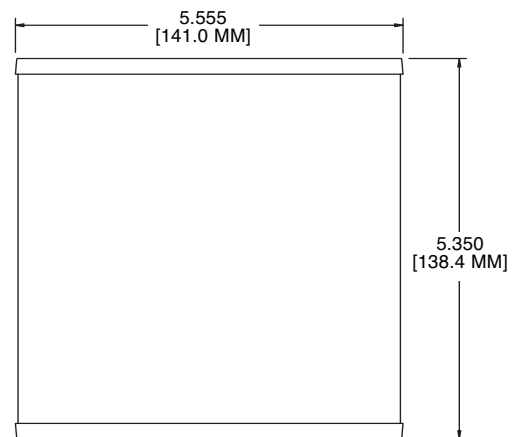
- 4-pin (male) receives power and data via the AXlink bus and AXlink system controller.



AXB-232 (front)



AXB-232++ RS232/422 (rear)



AXB-232++ (top)



IT'S YOUR WORLD. TAKE CONTROL.

ARGENTINA • AUSTRALIA • BELGIUM • BRAZIL • CANADA • CHINA • ENGLAND • FRANCE • GERMANY • GREECE • HONG KONG • INDIA • INDONESIA • ITALY • JAPAN  
 LEBANON • MALAYSIA • MEXICO • NETHERLANDS • NEW ZEALAND • PHILIPPINES • PORTUGAL • RUSSIA • SINGAPORE • SPAIN • SWITZERLAND • THAILAND • TURKEY • USA  
 ATLANTA • BOSTON • CHICAGO • CLEVELAND • DALLAS • DENVER • INDIANAPOLIS • LOS ANGELES • MINNEAPOLIS • PHILADELPHIA • PHOENIX • PORTLAND • SPOKANE • TAMPA  
 3000 RESEARCH DRIVE, RICHARDSON, TX 75082 • 800.222.0193 • 469.624.8000 • +1.469.624.7400 • 469.624.7153 fax • www.amx.com