

NetLinx® Controllers

NI-2100 NetLinx®

Integrated Controller



The NI-2100 is ideal for control and automation of medium-sized rooms and multi-room applications. The NI-2100 has 64MB of onboard RAM and is Device Discovery enabled to simplify programming by standardizing device and function definitions, default touch panel button assignments, and control and feedback methods.

COMMON APPLICATION

The NI-2100 is a good fit for medium-sized rooms or multi-room applications in home theaters, whole homes, hotel rooms and other environments.

FEATURES

- 3 Configurable RS-232 / RS-422 / RS-485 Serial ports
- 4 Relays
- 4 IR / Serial ports
- 4 Digital I/O ports
- 2 Communication Networks: AxLink and Ethernet (TCP/IP)
- 404 MIPS processor speed
- 64 MB RAM
- 512 MB CompactFlash (upgradeable to 4 GB)
- 1 MB Non-Volatile Memory
- AMX Device Discovery enabled
- JITC Compliant



NI-2100 Controller (FG2105-04)

NI-2100/ICS Controller with ICSNET (FG2105-14)

DIMENSIONS (HWD)

- 3 1/2" x 17" x 3 1/2" (8.8 cm x 43.2 cm x 8.8 cm)
- RU: 2

WEIGHT

4.50 lbs (2.04 kg)

POWER

700 mA @ 12 VDC

ENCLOSURE

Metal with black matte finish

MEMORY

- 64 MB SDRAM
- 1 MB of Non-volatile SRAM

COMPACT FLASH

512 MB Compact Flash (upgradeable to 4 GB factory programmed)

ONBOARD MASTER

404 MIPS

CERTIFICATIONS

FCC Part 15 Class B, CE, and IEC 60950

FRONT PANEL COMPONENTS:

- LINK/ACT: Green LED blinks when the Ethernet cables are connected and terminated correctly. Also blinks when receiving Ethernet data packets
- Status: Green LED blinks to indicate that the system is programmed and communicating properly
- Output: Red LED blinks when the Controller transmits data, sets channels and sends data strings, etc.
- Input: Yellow LED blinks when the Controller receives data from button pushes, strings, commands, channel levels, etc.
- RS-232/422/485 LEDs
- Relay LEDs
- IR/Serial LEDs
- I/O LEDs
- Rack-mount brackets: Provides an installation option for the Integrated Controller to be mounted into an equipment rack, when used with the Installation Kit (KA2105-01)

REAR PANEL COMPONENTS

- RS-232/422/485 (Ports 1 - 3)
- ICSNet: Two RJ-45 connectors for ICSNet interface (provided by ICSNet daughter card)

- ICSHub Out: RJ-45 connector provides data to a Hub connected to the Controller (provided by ICSNet daughter card)
- Relay (Port 4)
- Digital I/O (Port 9)
- IR/Serial (Ports 5 - 8)
- Program Port
- Configuration DIP Switch: Sets the communication parameters for the Program port
- ID Pushbutton
- Ethernet Port: RJ-45 port for 10/100 Mbps communication. LEDs show communication activity, connection status, speeds, and mode information: - SPD (speed) - Yellow LED lights On when the connection speed is 100 Mbps and turns Off when the speed is 10 Mbps. - L/A (link/activity) - Green LED lights On when the Ethernet cables are connected and terminated correctly, and blinks when receiving Ethernet data packets.
- AxLink LED: Green LED indicates the state of the AxLink port
- AxLink Port: 4-pin 3.5 mm mini-Phoenix (male) connector that provides data and power to external control devices
- Power Port: 2-pin 3.5 mm mini-Phoenix (male) connector

ENVIRONMENTAL

- Operating Temperature: 0° C (32° F) to 50° C (122° F)
- Operating Humidity: 20% to 85% RH
- Heat Dissipation (Typical): 28.7 BTU/hr

INCLUDED ACCESSORIES

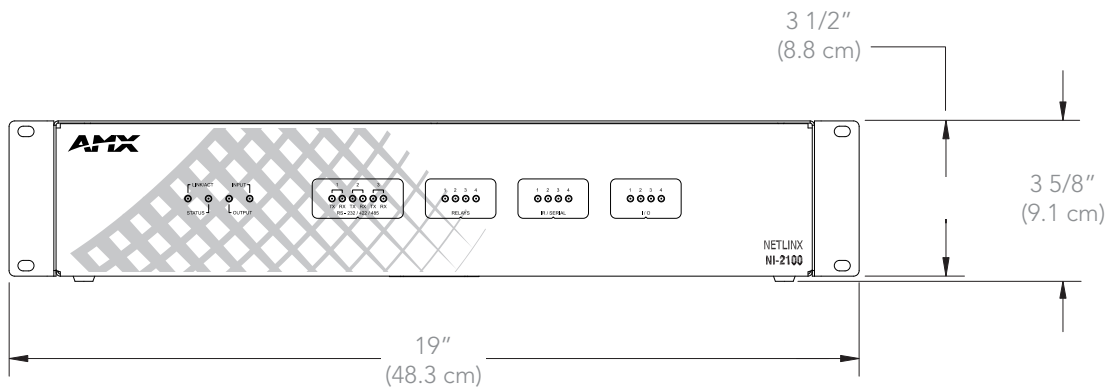
- 2-pin 3.5 mm mini-Phoenix (female) PWR connector (41-5025)
- 4-pin 3.5 mm mini-Phoenix (female) AxLink connector (41-5047)
- 6-pin 3.5 mm mini-Phoenix female I/O connector (41-5063)
- 8-pin 3.5 mm mini-Phoenix female Relay connector (41-5083)
- Two CC-NIRC IR Emitters
- Two removable rack ears (62-2105-06)

RECOMMENDED ACCESSORIES

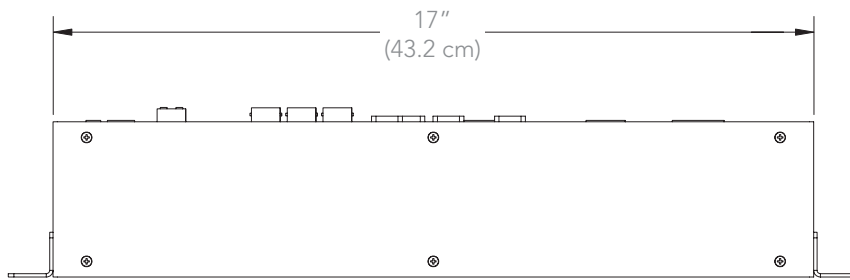
- PSN6.5 - 6.5 A Power Supply (F423-41)
- PSN4.4 - 4.4 A Power Supply (F423-45)
- NXA-ICSNET - NetLinX ICSNet Communication Network Card (FG2105-10)
- NXA-CF2NI - CompactFlash Upgrade (FG21116-XX)
- CC-232 - RS-232/422 Cables (FG10-752-04)
- CC-NIRC - IR Cables (FG10-000-11)



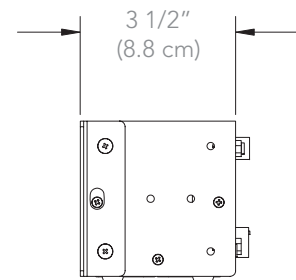
IT'S YOUR WORLD. TAKE CONTROL.



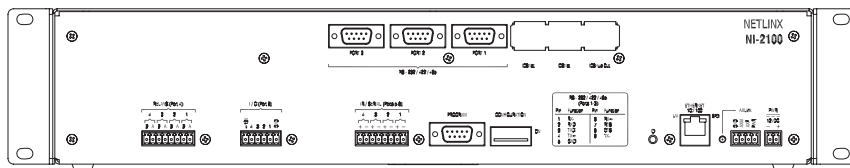
NI-2100
(Front View)



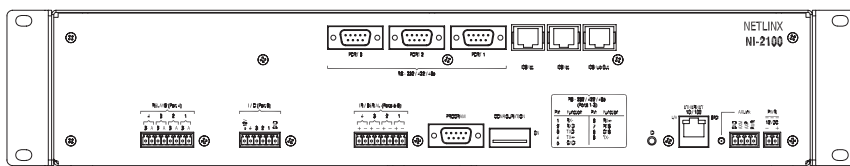
NI-2100
(Top View)



NI-2100
(Right View)



WITHOUT OPTIONAL ICSNET CARD INSTALLED
(Back View)



WITH OPTIONAL ICSNET CARD INSTALLED
(Back View)



IT'S YOUR WORLD. TAKE CONTROL.