

netlinx® mini-cardframe



NETLINX MINI-CARDFRAME

The NetLinx Mini-CardFrame extends the control capabilities of the AMX NetLinx Control System to a remote area or location. Compatible with the NI-700, NI-2000, NI-3000 and NI-4000 controllers, the Mini-CardFrame allows the installer to add as many as four NetLinx device-specific control cards for expanding control and automation features.

AVAILABLE PORTS & CARDS

The Mini-CardFrame works as an extension of the NI Series, housing as many as four control cards and providing an additional number of ports to accommodate an increasing amount of integrated devices within a control system. The Mini-CardFrame can provide volume, IR/Serial and RS-232 ports to control and communicate with electronic equipment within a small meeting room.

POWER OF ICSNET

The Mini-CardFrame can extend control capabilities from a NetLinx system to a remote area or location by using the ICSNet data/power bus to communicate with a NetLinx unit positioned up to 1,000 feet away. In situations that call for additional control functions in separate areas of control, the Mini-CardFrame can be networked together using ICSNet Hubs that connect directly to the NetLinx Master Controller.



netlinx[®] mini-cardframe

NXF-MINI (FG2104)

- Provides four series control card slots
- Links to other NetLinx devices over the ICSNet
- Installs easily into rack or shelf, or onto wall using supplied mounting brackets
- Accepts optional CSB bracket for cable support and wire management

FRONT PANEL

- 1-4:
Shows LED status indicators from optional NXC control cards

REAR PANEL

- Slots 1-4:
20-pin control card connectors
- Device:
8-position DIP switch sets the starting address for Control Cards in the MINI CardFrame
- ICSNet:
One RJ45 connector for ICSNet interface
- PWR:
2-pin jack for +12 VDC power input

ENCLOSURE

Metal with black matte finish

MOUNTING OPTIONS

Rack, wall, or shelf mount

DIMENSIONS (HWD)

1.75" x 17.0" x 9.56"
(4.45 cm x 43.18 cm x 24.28 cm)
(width does not include mounting ears)

WEIGHT

6.2 lbs (2.8 kg)

POWER

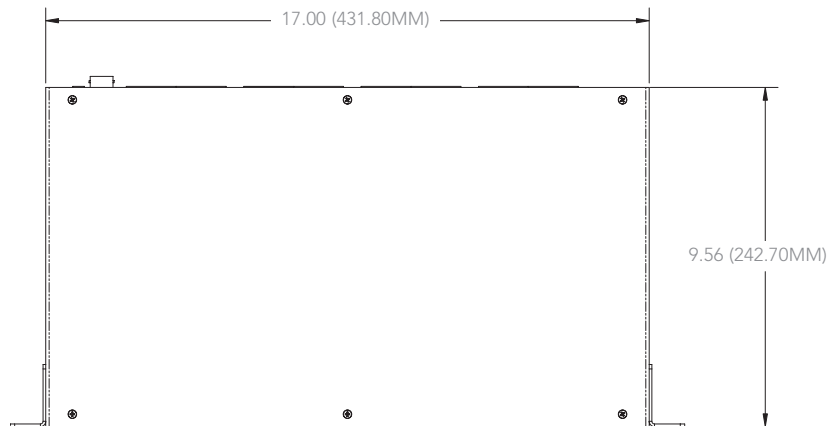
12 VDC, 25 mA minimum
Additional power required as cards and accessories added Includes

INCLUDED ITEMS

Two mounting brackets
One 2-pin PWR connector (41-5025)

OPTIONS

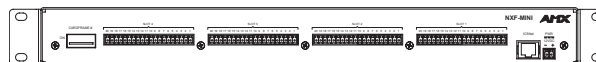
NetLinx Control Cards
CSB Cable Support Bracket (FG517)
PSN 6.5 12 VDC @ 6.5A Power Supply (FG423-41)



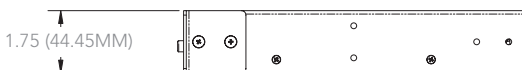
NXF-MINI (Top View)



NXF-MINI (Front View)



NXF-MINI (Rear View)



NXF-MINI (Right View)



IT'S YOUR WORLD. TAKE CONTROL.

ARGENTINA • AUSTRALIA • BELGIUM • BRAZIL • CANADA • CHINA • ENGLAND • FRANCE • GERMANY • GREECE • HONG KONG • INDIA • INDONESIA • ITALY • JAPAN
LEBANON • MALAYSIA • MEXICO • NETHERLANDS • NEW ZEALAND • PHILIPPINES • PORTUGAL • RUSSIA • SINGAPORE • SPAIN • SWITZERLAND • THAILAND • TURKEY • USA
ATLANTA • BOSTON • CHICAGO • CLEVELAND • DALLAS • DENVER • INDIANAPOLIS • LOS ANGELES • MINNEAPOLIS • PHILADELPHIA • PHOENIX • PORTLAND • SPOKANE • TAMPA
3000 RESEARCH DRIVE, RICHARDSON, TX 75082 • 800.222.0193 • 469.624.8000 • +1.469.624.7400 • 469.624.7153 fax • www.amx.com